

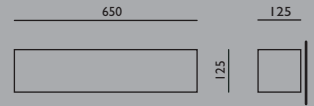
White line

Q series



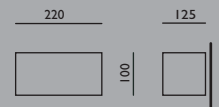
Q155 CODE **4,3 kg**

- 1335 36W, TC-L, 2G11, KVG
- 1336 55W, TC-L, 2G11, EVG
- 1337 55W, TC-L, 2G11, DIM ECO
- 1338 55W, TC-L, 2G11, DIM EXCEL
- 1339 55W, TC-L, 2G11, DIM ANALOG 1-10V




Q142 CODE **1,5 kg**

- 1340 max 60W, A45, E27
- 1341 100W, QT-DE12, 74,9 mm, R7s
- 1342 26W, TC-D, G24d-3, KVG
- 1343 26W, TC-DEL, G24q-3, EVG

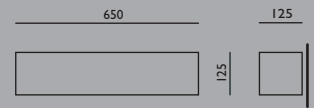


QND series



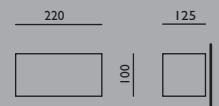
QND155 CODE **3,9 kg**

- 1345 36W, TC-L, 2G11, KVG
- 1346 55W, TC-L, 2G11, EVG
- 1347 55W, TC-L, 2G11, DIM ECO
- 1348 55W, TC-L, 2G11, DIM EXCEL
- 1349 55W, TC-L, 2G11, DIM ANALOG 1-10V



QND142 CODE **1,1 kg**

- 1350 max 60W, A45, E27
- 1351 26W, TC-D, G24d-3, KVG
- 1352 26W, TC-DEL, G24q-3, EVG

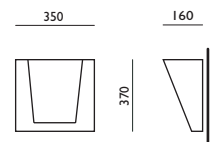


DS series



DS109 CODE **4,0 kg**

- 1160 2 x 18W, TC-L, 2G11, KVG
- 1161 2 x 18W, TC-L, 2G11, EVG
- 1162 2 x 36W, TC-F, 2G10, KVG
- 1163 2 x 36W, TC-F, 2G10, EVG



Bolt CODE **3,1 kg**

- 1133 24W, TC-L, 2G11, KVG
- 1152 24W, TC-L, 2G11, EVG

