

A



B



E



Torino

Silver LINE

Torino 1

8W T2, W 4,3 x 8,5d, E

Torino 2

11W T2, W 4,3 x 8,5d, E

Torino 3

13W T2, W 4,3 x 8,5d, E



1A / CODE 4615

2A / CODE 4618

3A / CODE 4621



1B / CODE 4616

2B / CODE 4619


3B / CODE 4622



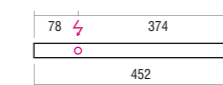
1E / CODE 4617

2E / CODE 4620


3E / CODE 4623



1,1 kg



1,4 kg



1,8 kg

